

Kindergarten Report Card for The Year 2016-2017

Kindergarten Name: **Kidn Around Private Kindergarten - Mixed**

Location: Madinat Khalifa North

Telephone: 44833836

Fax: ■

Kindergarten Type: International

Website: ■

Email: MarahfiJewar.kg@education.qa

It is our pleasure to present for you the Kindergarten Report Card for the Academic year 2016-2017, which is considered an important part of the evaluation system in the State of Qatar. We seek to raise the methods and assessment tools in order to achieve high-quality of educational outcomes. The Report Cards are published in Arabic for all Independent and Private Arabic Kindergartens, as well as in English for all International Private Kindergartens.

This is the second year the School Evaluation Department issues the Kindergarten Report Cards and keen to continue issuing them annually. The Kindergarten Report Cards include data information to be aligned with the continuous progress of these Report Cards. In addition, aspects of the Kindergarten's performance are compared with previous performance of the Kindergarten, and with the performance of all other Kindergartens.

Collectively, the information in the Kindergarten can be seen to foster variety in depicting kindergarten's different features facilitating the chance for parents and the community at large to be assured that kindergartens have accountability, by focusing on kindergartens' performance and responsibility for their educational outcomes.

The Kindergarten Report Card is designed to provide essential information for kindergartens and community at large in general; and in particular; the decision-makers about the various types of kindergartens. We hope that the Report Cards will enhance the community's participation in the educational process.

All the Kindergarten Report Cards can be viewed or downloaded from the Ministry of Education and Higher Education website www.edu.gov.qa.

School Evaluation Department
Evaluation Affairs

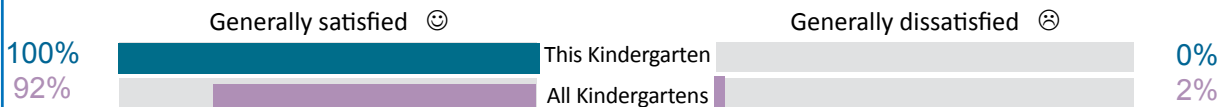
Basic Kindergarten Information

	This kindergarten	All kindergartens*
• Total children enrolment	84	152
• Total number of teachers	9	12
• Proportion of teachers : children	1 : 9	1 : 16
• Average number of children per classroom	14	19
• Gender mix of children intake	Boys & Girls	
• Gender of teaching staff	Female only	
• Any mixed boys and girls classes?	Yes	

*All kindergartens comprises the average of all Independent (Government) and Private kindergartens.

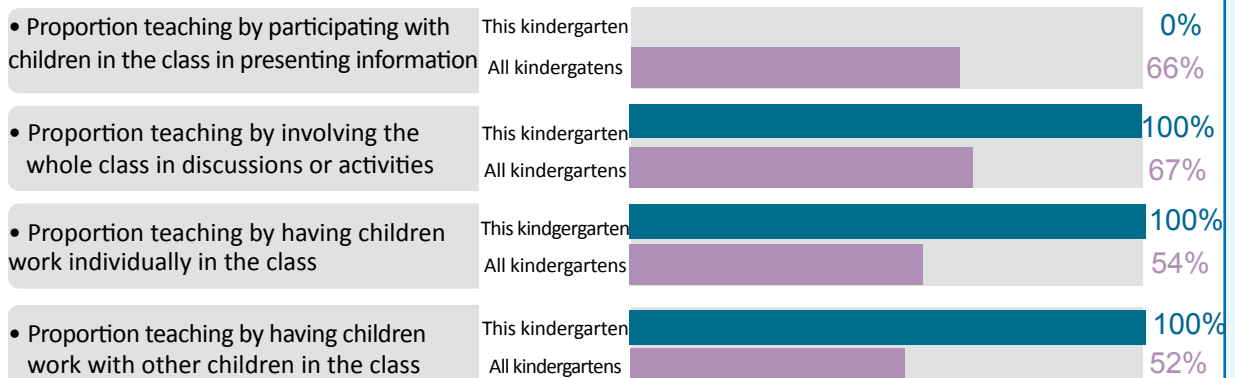
Overall Satisfaction With The Kindergarten

Parents' overall satisfaction



Educational Practices of The Kindergarten

Teachers' approaches to teaching



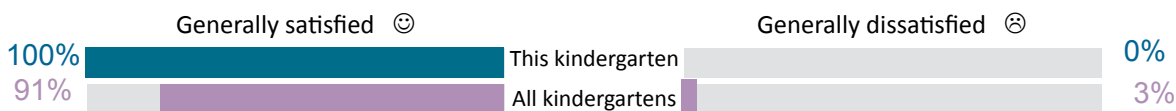
Educational Practices of The Kindergarten

Teachers' approaches to helping children with learning difficulties (LD)

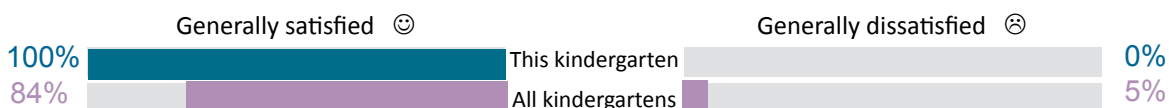
	This kindergarten	All kindergartens
• Proportion of teachers who often teach LD children in the same way as their classmates	100%	41%
• Proportion of teachers who often provide LD children with individual help	100%	69%
• Proportion of teachers who often get other children in the class to help the LD children	0%	21%
• Proportion of teachers who often organize out-of-class assistance for LD children	100%	22%
• Proportion of teachers who often slow the pace of teaching the class to help the LD children	0%	41%
• Proportion of teachers who often form different ability groups for different teaching in the class	100%	46%

Parents' Views on Some Aspects

Parents' satisfaction with the kindergarten's curriculum



Parents' satisfaction with the kindergarten's extracurricular activities

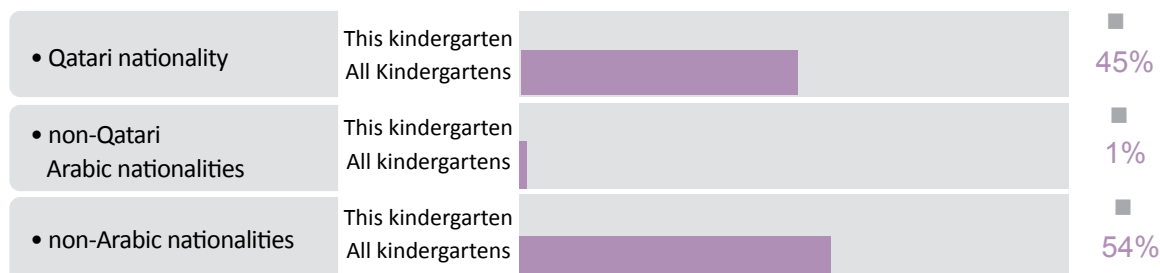


Percentage of parents indicating that the kindergarten provides sufficient extra educational help to children needing it



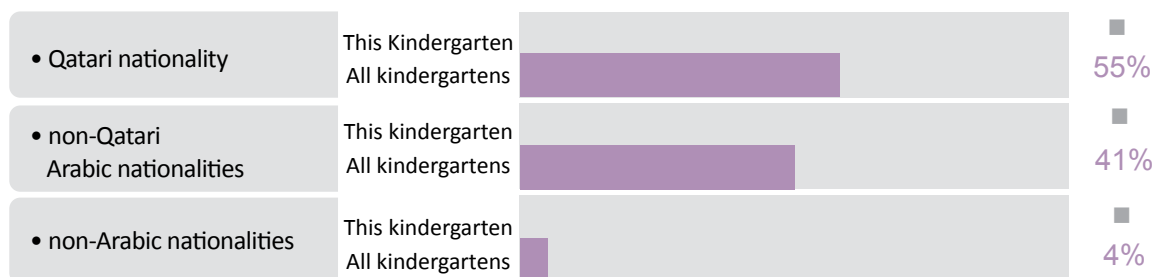
Childrens' Nationalities

Childrens' nationalities



Teachers' Nationalities

Teachers' nationality



Professional Background Features of The Kindergarten's Teachers

Aspects of teachers' professional background

	This kindergarten	All kindergartens
• Teachers' average years of teaching experience	10	10
• Teachers' average hours spent on professional development in the previous twelve months	22	22
• Proportion of teachers who attended professional development in the 2015-16 year	100%	85%
• Proportion of teachers indicating satisfaction with the professional development provided	100%	80%
• Proportion of teaching staff with a formal, recognized teaching qualification	0%	52%

Parental Participation and Interactions With The Kindergarten

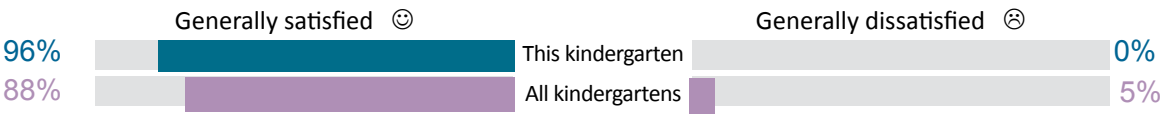
Kindergarten's indications of actual parental participation

	This kindergarten	All kindergartens
• Parents attend the kindergarten governing body/committee	✗	50%
• Parents to participate as volunteers in the classroom	✓	38%
• Parents participate in Kindergarten's parents council	✓	77%

Key ✓ Occurs ✗ Does not occur ■ No Data

Parental Participation and Interactions With The Kindergarten (Continuoes)

Parents’ satisfaction with the kindergarte’s communications



Kindergarten’s Educational Environment

Teaching and computers

	This kindergarten	All kindergartens
• Approximate number of computers for every 100 children in the kindergarten	.0	7
• Proportion of teachers who rated their computer skills as moderate or better	0%	67%
• Proportion of teachers who were satisfied with their access to computers and other educational technology for their work as teachers	100%	73%

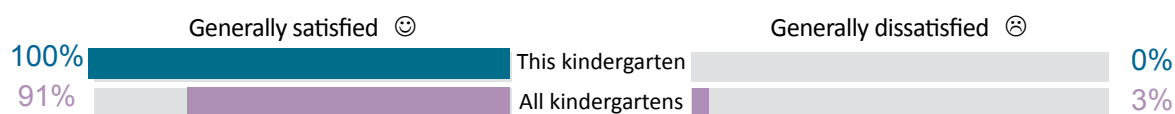
Kindergarten’s General Environment

Children's behaviour and discipline

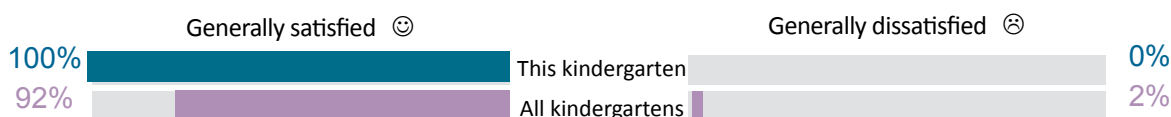
This kindergarten		All kindergartens
67%	Proportion of parents reporting their child had no kindergarten absences in the last fortnight	40%
100%	Proportion of parents satisfied with the kindergarten’s treatment of their child	95%
88%	Proportion of parents indicating that the level of reading and writing for their children is good	82%
100%	Proportion of parents satisfied with preparing their children for the general education	93%

Kindergarten's General Environment (Continoues)

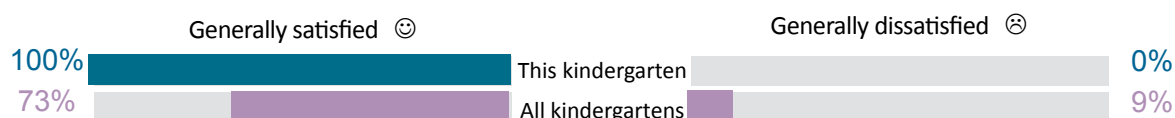
Teachers' view on the kindergarten as a good workplace



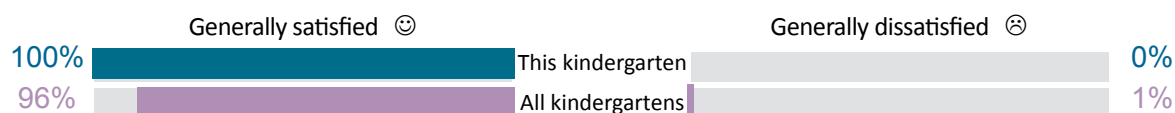
Teachers' view on the kindergarten's teachers and administrators working together as a team



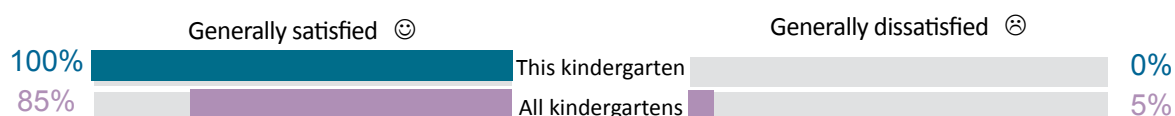
Teachers' view on the availability of support for low-performing children at this kindergarten



Teachers' view on children's motivation to learn at this kindergarten



Teachers' view on Parental support at this kindergarten for children's learning



Aspects of The Kindergarten's Performance Between 2015-16 and 2016-17

Parents' views on selected aspects of the kindergarten from 2015-16 to 2016-17

	kindergarten Data 2015-16	kindergarten Data 2016-17	2016-17 compared to 2015-16
• Proportion satisfied with the kindergarten generally	100%	100%	—
• Proportion satisfied with the kindergarten's curriculum	100%	100%	—
• Proportion satisfied with the kindergarten's extra-curricular activities	86%	100%	=
• Proportion satisfied with the kindergarten's communications with them	91%	96%	=

Teachers' views on selected aspects of the kindergarten from 2015-16 to 2016-17

	kindergarten Data 2015-16	kindergarten Data 2016-17	2016-17 compared to 2015-16
• Proportion indicating the kindergarten is a good place to work	■	100%	●
• Proportion indicating the kindergarten's teachers and administrators work as a team	■	100%	●
• Proportion indicating the availability of support for low-performing children at this kindergarten	■	100%	●
• Proportion indicating children's motivation to learn at this kindergarten	■	100%	●
• Proportion satisfied with their access to educational technology at the kindergarten	■	100%	●
• Proportion satisfied with Parental support at this kindergarten for children's learning	■	100%	●

Key

⊕ Higher

= About the same

⊖ Lower

● No comparison possible

■ No data